

**GP/CCMC REPEATER EXAMINATION NOTICE**

Dated: 12<sup>th</sup> May 2026

1. GP/CCMC(Repeater) examination will be held during the month of **June 2026**.
2. **Examination will be held in the Parent Training Institute at Mumbai, Kochi, Goa, Delhi, Kolkata & Chennai.**
3. The exact date of examination will be indicated in Admit Card. Candidates are also requested to contact their Parent Training Institute for any change in the examination schedule.
4. Candidates must apply **“ONLINE”** for the examination in **“bestrust.in”** portal. **Physical application form will be rejected.**
5. Candidates must log in to **www.bestrust.in** using their INDoS No. as ID and password as Indos+1 (e.g. If the candidate’s INDoS No. is 23GM1234 then user ID would be “23GM1234” and password would be “23GM12341”.)
6. After the log in to **www.bestrust.in** the application form can be accessed by selecting **“Apply for Repeater Exam”**.
7. All fields of the **“Examination Form”** are mandatory.
8. Please pay required fees by using QR code and write down the UTR no. of transaction & upload UTR transaction receipt / screenshot.
9. For candidates whose photos and signature are not pre-populated in the portal, the same will be uploaded by the BES.
10. On submission of application online, candidates will receive an acknowledgement & a reference number.
11. The closing date of online application form in BES portal is **22<sup>nd</sup> May 2026**.
12. Application will be processed by BES and Admit cards will be uploaded on the candidate’s portal tentatively by **31<sup>st</sup> May 2026** after finalisation of the Examination Dates of **Parent Training Institutes.**
13. Application form received with any false information will be summarily rejected, and the candidate will be liable for punishment as prescribed.
14. For any queries you may please contact on Telephone: 022-49606713, Email id: **bestexam@bestrust.in.**



12 May 2026.



For, Board of Examinations for Seafarers Trust  
**Amitabh Babar**

**Chief Operating Officer**

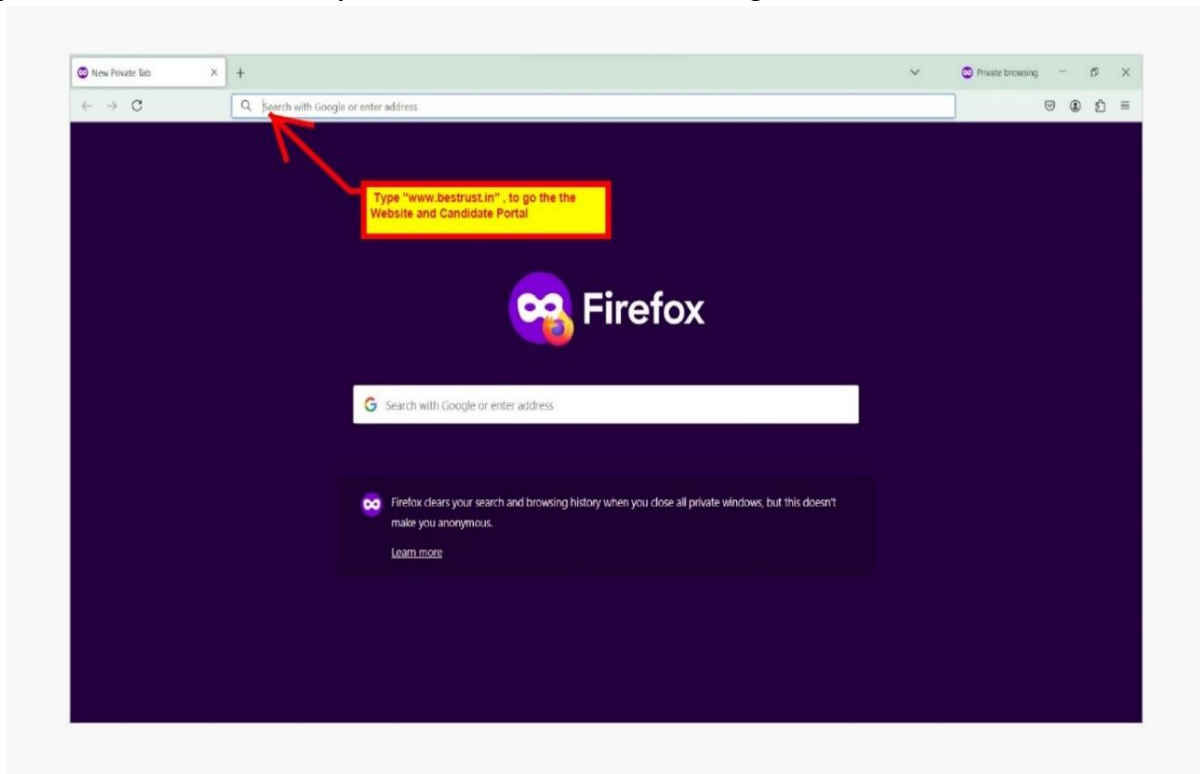
**For Board Examinations for Seafarers Trust**

# Board of Examinations for Seafarers Trust (BES), Navi Mumbai

To access the “Online Application Form”, kindly follow following instructions: -

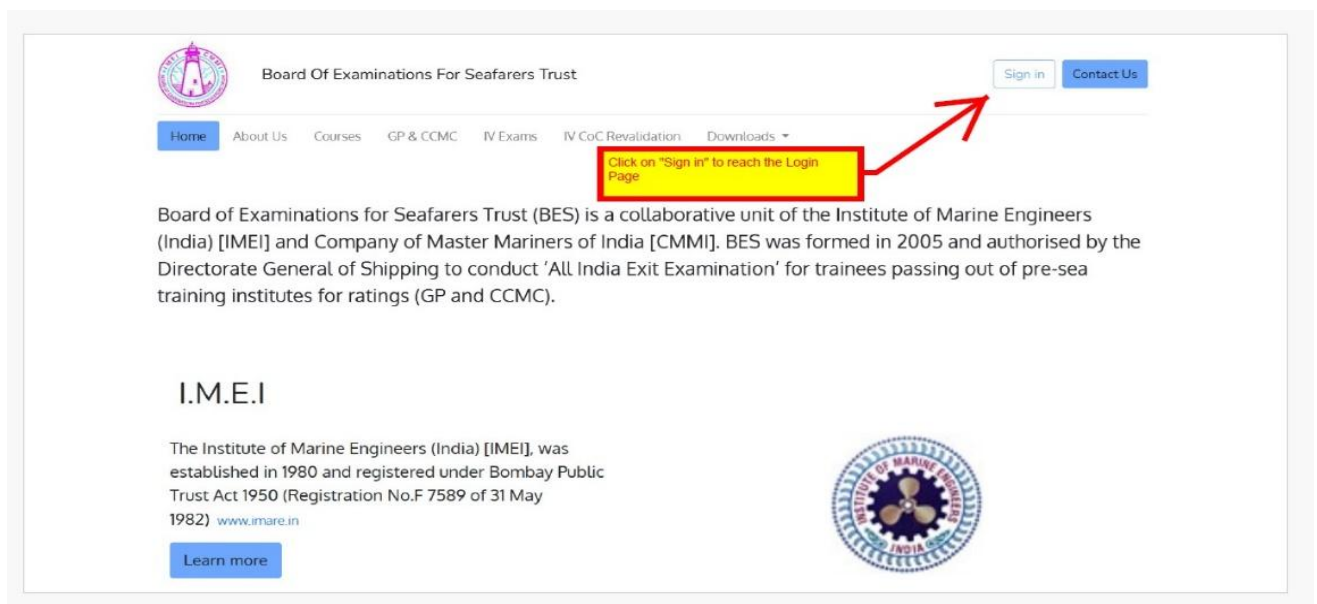
## Step 1

Type [www.bestrust.in](http://www.bestrust.in) on any browser- Chrome, Firefox, Edge or Safari.

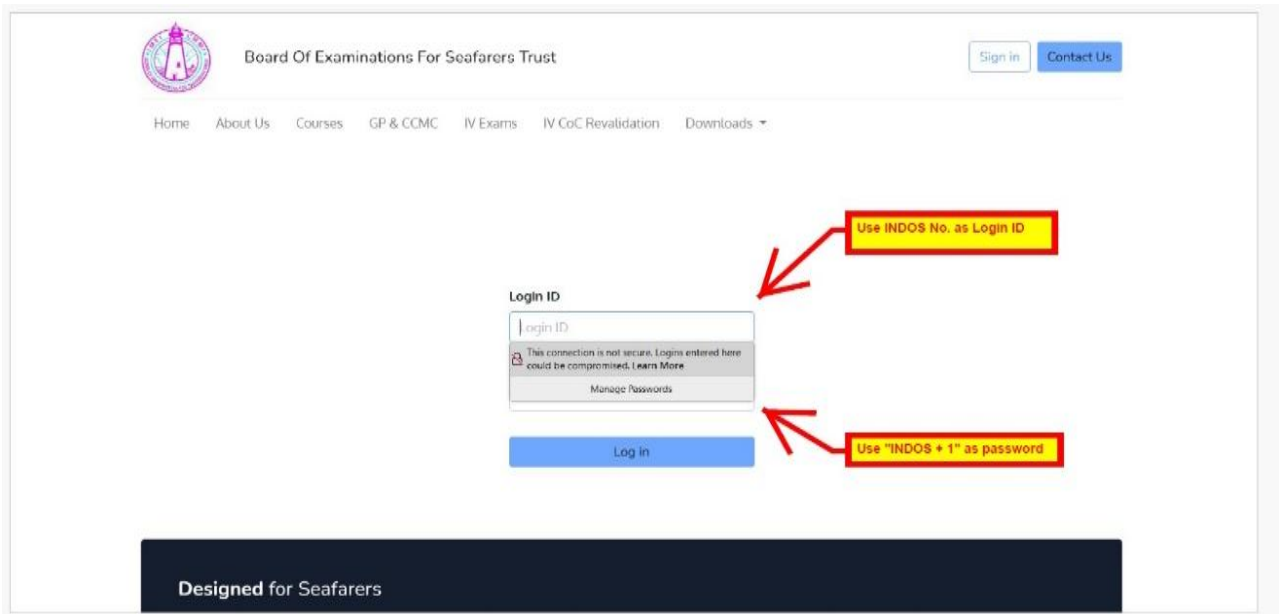


## Step 2

Click ‘Login’. Use INDoS No. as ID and password as Indos +1 (e.g. If the candidate's INDoS No. is 23GM1234 then user ID would be "23GM1234" and password would be "23GM12341").

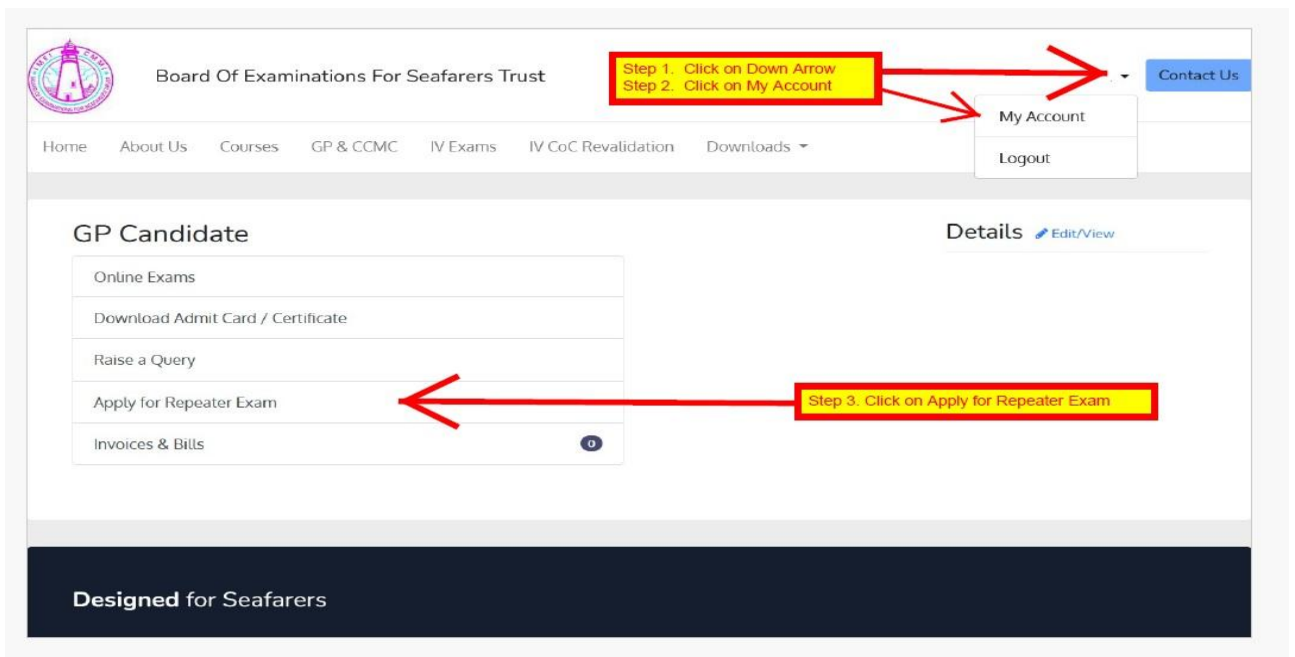


# Board of Examinations for Seafarers Trust (BES), Navi Mumbai



## Step 3

Select "Apply for Repeater Exam"



# Board of Examinations for Seafarers Trust (BES), Navi Mumbai

## Step 4

Fill all details. All fields of the “Examination Form” are mandatory. Update data if details do not appear automatically.

Board Of Examinations For Seafarers Trust

Home About Us Courses GP & CCMC IV Exams IV CoC Revalidation Downloads

Home/

### Application Form GP Rating (Repeater) Examination

Application For: Repeater Examination Septembeer 2024

Last date of submission for September 2024 Examination:

All Fields are mandatory

Full Name:

Indos No:

Code No:

Gender: \*

Parent Training Institute:

Repeater Application form will open ONLY if you are Eligible for application. If you have passed all Subject You will not be able to submit this form.

NOTE : The Last date of Submission of Application.

Only Female Candidates to update this section.

Board Of Examinations For Seafarers Trust

Home About Us Courses GP & CCMC IV Exams IV CoC Revalidation Downloads

Parent Training Institute:

Whether Ship Visit was completed during training: \*  Yes  No

Enter your STCW Certificates Details (Mandatory for Application): \*

Add STCW Certificate

Action	Course	Institute Name	Other Institute Name	Candidate Certificate Number	Start Date	End Date
--------	--------	----------------	----------------------	------------------------------	------------	----------

Mobile: \*

E-mail: \*

Address: Address Line 1:

Address Line 2:

Dist/City:

Step 1. Change Ship Visit during training to "YES" , if True.

Step 2. Click on Add STCW Certificates data . A pop up will Appear as shown in the next page. Details of "STSDSD" is mandatory. Details of "BST" OR ("PST + PSSR + EFA + FPFF") is mandatory.

Setp 3. Fill in your Personal Contact Details , if not already filled by the system.

# Board of Examinations for Seafarers Trust (BES), Navi Mumbai

**Add STCW Certificate**

Course: PST  
Institute Name: Behara Institute of Maritime Training  
Candidate Certificate Number:   
Course Start Date: dd / mm / yyyy  
Course End Date: dd / mm / yyyy

Pop UP for filing STCW Certificates Details.  
1. Choose the Type of Course , (STSDSD / BST / PST / PSSR / EFA / FPFF)  
2. Institute where the Course was conducted ,  
3. Fill in the Certificate Number ,  
4. Enter the Course start and End Dates and  
5. Submit the form.  
NOTE: If the Institute where course was conducted, is not available in drop down list, please choose " Others" and type the "Name of the Institute", when asked.  
Once 1 certificate is added , add another certificate by clicking " Add STCW Certificate" button again.

**Exam Region Selected \***  
MUMBAI

**Attempt Number :**  
2

**Applied for Examination(s) \***  
 GSK Online  
 MEK Online  
 GSK Practical & Oral  
 MEK Practical & Oral

**Fees to be Paid for Exam**  
₹300.00

**Previous Examination(s) Status (Red means Failed):**  
GSK Online  
MEK Online  
GSK Practical & Oral  
MEK Practical & Oral

Total amount to be paid for booking of exams

The candidate shall pay the fees through QR Code only. Other modes of Payment are not acceptable.

**Payment QR code**

Make Payment and enter payment details

Transaction ID/ UTR No. \* Amount \* Date \*  
dd / mm / yyyy

Select the Exam Region Where you wish to Sit for Examinations.

Select The Subject for which you are applying. You will only be able to apply for subjects that are marked in "RED" colour.

After Selection , Total Examinations Fees will show up here.

Scan the QR Code to make the payment of the Total Examination fees shown above. And take a "SCREENSHOT" of the payment successful page. This will be need to be uploaded.

Fill in the transaction Details, If any details is missed form will not submit.

## Step 5

Pay fees (as required) by using QR code.

# Board of Examinations for Seafarers Trust (BES), Navi Mumbai

## Step 6

Write down UTR no. of the transaction & upload UTR transaction receipt / Screen shot.

The screenshot shows the payment form on the Board of Examinations for Seafarers Trust website. The form includes a QR code for payment and fields for Transaction ID/UTR No., Amount, and Date. A 'Submit' button is located at the bottom left. Annotations in red boxes and arrows provide instructions: 'Once all Transaction details are filled, Upload the Screenshot / Bill / Receipt of the transaction.' points to the 'Upload Receipt/BILL' field; 'Kindly fill in all the details before submission' points to the 'Submit' button; and 'Finally Click on Submit, to complete your application online. If all details were filled, no error will occur and your Application Status will be shown, in the "Apply for Repeater" Tab.' points to the 'Submit' button.

## Step 7

Submit Form.

The screenshot shows the payment form on the Board of Examinations for Seafarers Trust website. The form is filled with the following details: Transaction ID/UTR No. 12345678, Amount 300, and Date 10/08/2024. The 'Upload Receipt/BILL' field contains a file named 'Report(10).pdf'. A red arrow points from an annotation box to the 'Submit' button. The annotation box contains the text: 'If Your STCW details were not correctly filled, this error will be shown.' Below the form, a pink error message box states: 'The STCW certificates data is incorrect. Kindly recheck. Minimum Requirement STSDSD is Mandatory and secondly BST or (PST+PSSR+EFA+FPFF) is mandatory. Form submission cannot proceed without STCW Certificates'.